


LED Intelligent Driver

- Dimming interface: DALI, 0-10V(1-10V/PWM/RX), Push Dim.
- T-PWM™ digital dimming.
- Dimming range: 0~100%, LED start at 0.01% possible.
- 0-100% flicker-free (IEEE 1789 standard).
- Innovative thermal management technology, intelligent power life protection.
- DALI dimming curve can be either linear or logarithmic.
- Multi-current & wide voltage, suitable for different power LED.
- Non-load output voltage 0V to prevent damages to LED caused by poor contact.
- Short circuit / Over-heat / Over load / Non-load protection, recover automatically.
- DALI bus standard: IEC62386-101, 102, 207.
- Suitable for internal lights application for I / II/III.
- 5 years warranty (Rubycon capacitor).



T-PWM™
Super depth dimming technology

Flicker-free
IEEE 1789

6 in 1 dimming

DALI
0-10V
1-10V
PWM
RX
Push DIM

Dimmable:
.....
0.01-100%

5 years
warranty



RoHS SELV



Class 2

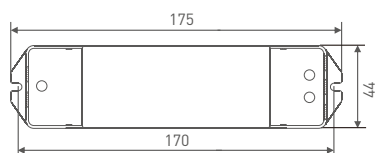


Specification

Model	DALI-15-100-700-U1P2	DALI-25-150-900-U1P2	DALI-36-200-1200-U1P2	
OUTPUT	Output Voltage	10-54Vdc		
	Max Output Voltage	58Vdc		
	Non-load Output Voltage	0Vdc		
	Output Current	100-700mA	150-900mA	200-1200mA
	Output Power	1W-15W	1.5W-25W	2W-36W
	Strobe Level	Almost flicker-free / High frequency exemption assessment level.		
	Dimming Range	0-100%, 0.01% dimming depth.		
	PWM Dimming Frequency	≤3600Hz		
	Current Accuracy	±5%		
Ripple & Noise	≤2V			
INPUT	Dimming Interface	DALI (IEC62386), 0-10V(1-10V/PWM/RX), Push Dim		
	Input Voltage	100-277Vac ±10%, (Max. 90-305Vac)		
	Frequency	50/60Hz		
	Input Current	115Vac≤0.2A, 230Vac≤0.12A, 277Vac≤0.1A	115Vac≤0.3A, 230Vac≤0.2A, 277Vac≤0.15A	115Vac≤0.45A, 230Vac≤0.25A, 277Vac≤0.2A
	Power Factor	PF>0.97/115Vac, PF>0.9/230Vac, PF>0.88/277Vac (full load)	PF>0.97/115Vac, PF>0.93/230Vac, PF>0.85/277Vac (full load)	PF>0.95/115Vac, PF>0.9/230Vac, PF>0.85/277Vac (full load)
	THD	<16%/115Vac, <20%/230Vac, <29%/277Vac (full load)	<16%/115Vac, <20%/230Vac, <22%/277Vac (full load)	
	Efficiency(typ.)	82%	85%	88%
	Inrush Current(typ.)	Cold start 8A at 230Vac (twidth=75µs measured at 50% Ipeak)	Cold start 10A at 230Vac (twidth=75µs measured at 50% Ipeak)	Cold start 20A at 230Vac (twidth=75µs measured at 50% Ipeak)
	Anti Surge	L-N: 1kV		
Leakage Current	<0.5mA/230Vac			
ENVIRONMENT	Working Temperature	ta: -30°C ~ 55°C tc: 75°C		
	Working Humidity	20 ~ 95%RH, non-condensing		
	Storage Temp., Humidity	-40°C ~ 80°C, 10-95%RH		
	Temp. Coefficient	±0.03%/°C (0-50°C)		
	Vibration	10-500Hz, 2G 12min./1cycle, period for 72min. each along X, Y, Z axes.		
PROTECTION	Over-heat Protection	Intelligently adjusting or turning off the output current if the PCB temperature ≥ 110°C, auto recovers.		
	Over Load Protection	Shut down the output when current load ≥ 102%, auto recovers.		
	Short Circuit Protection	Shut down automatically if short circuit occurs, auto recovers.		
	Non-load Protection:	Shut down the output if no load, auto recovers when load back to normal.		
SAFETY & EMC	Withstand Voltage	I/P-O/P: 3750Vac		
	Isolation Resistance	I/P-O/P: 100MΩ/500VDC/25°C/70%RH		
	Safety Standards	IEC/EN61347-1, IEC/EN61347-2-13		
	EMC Emission	EN55015, EN61000-3-2 Class C, IEC61000-3-3		
	EMC Immunity	EN61000-4-2,3,4,5,6,8,11 EN61547		
Strobe Test Standard	IEEE 1789			
OTHERS	Dimension	175x44x30mm(LxWxH)		
	Packing	178x48x33mm(LxWxH)		
	Weight(G.W.)	175g±10g		

Dimensions

Unit: mm



LED Current Selection

DIP switch for 8 optional currents' quick selection(see the table below).

DALI-15-100-700-U1P2	DIP Switch	⬇ ⬇ ⬇	⬇ ⬇ ⬆	⬇ ⬆ ⬆	⬆ ⬆ ⬆	⬆ ⬆ ⬇	⬆ ⬆ ⬆	⬆ ⬆ ⬇	⬆ ⬆ ⬆	⬆ ⬇ ON OFF
	Output Current	100mA	180mA	300mA	350mA	450mA	500mA	600mA	700mA	
	Output Voltage	10-54V	10-54V	10-50V	10-43V	10-34V	10-30V	10-25V	10-22V	
	Output Power	1W-5.4W	1.8W-9.72W	3W-15W	3.5W-15.05W	4.5W-15.3W	5W-15W	6W-15W	7W-15.4W	

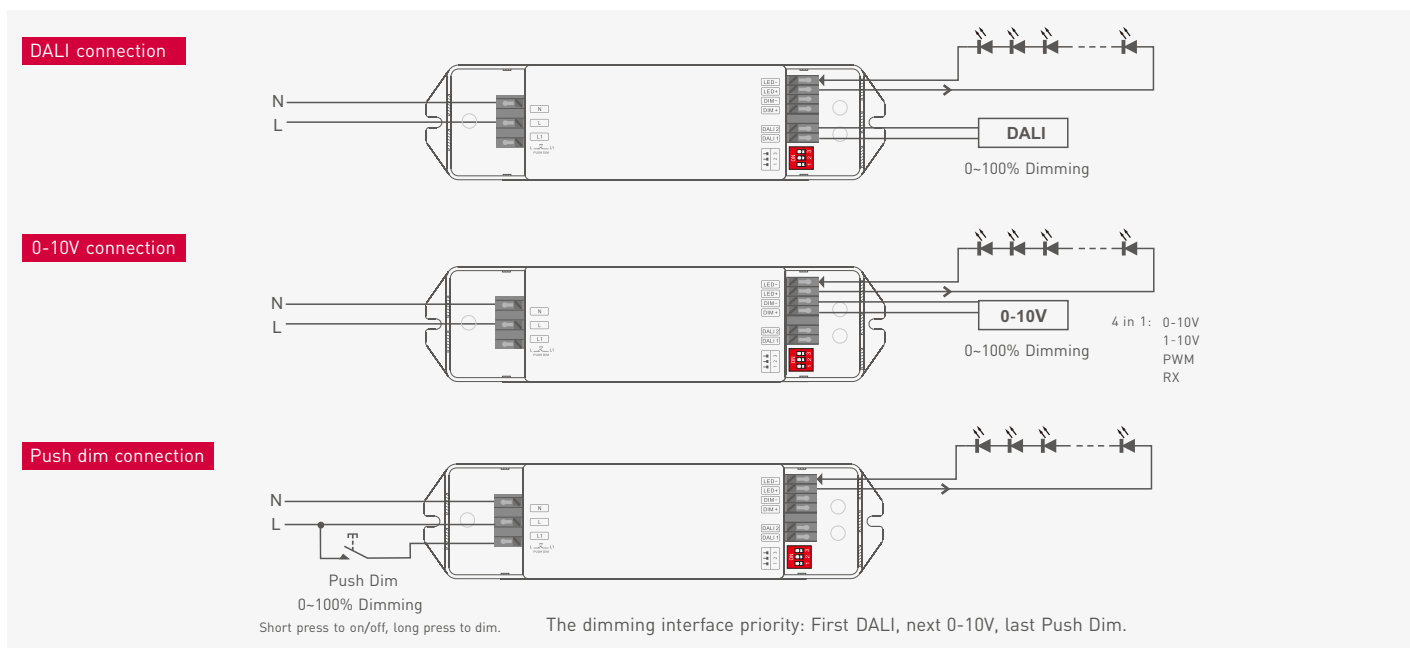
DALI-25-150-900-U1P2	DIP Switch	⬇ ⬇ ⬇	⬇ ⬇ ⬆	⬇ ⬆ ⬆	⬆ ⬆ ⬆	⬆ ⬆ ⬇	⬆ ⬆ ⬆	⬆ ⬆ ⬇	⬆ ⬆ ⬆	⬆ ⬇ ON OFF
	Output Current	150mA	250mA	300mA	350mA	500mA	600mA	700mA	900mA	
	Output Voltage	10-54V	10-54V	10-54V	10-54V	10-50V	10-42V	10-36V	10-28V	
	Output Power	1.5W-8.1W	2.5W-13.5W	3W-16.2W	3.5W-18.9W	5W-25W	6W-25.2W	7W-25.2W	9W-25.2W	

DALI-36-200-1200-U1P2	DIP Switch	⬇ ⬇ ⬇	⬇ ⬇ ⬆	⬇ ⬆ ⬆	⬆ ⬆ ⬆	⬆ ⬆ ⬇	⬆ ⬆ ⬆	⬆ ⬆ ⬇	⬆ ⬆ ⬆	⬆ ⬇ ON OFF
	Output Current	200mA	350mA	500mA	600mA	700mA	900mA	1050mA	1200mA	
	Output Voltage	10-54V	10-54V	10-54V	10-54V	10-52V	10-40V	10-35V	10-30V	
	Output Power	2W-10.8W	3.5W-18.9W	5W-27W	6W-32.4W	7W-36.4W	9W-36W	10.5W-36.75W	12W-36W	

* After current setting by DIP switch, power off and then power on to make the new current effective.

* E.g. LED 3.2V/pcs: 10-54V can power 3-16pcs LEDs in series, 10-22V can power 3-6pcs LEDs, the max quantity of LEDs in series will be subject to the actual voltage of LED.

Wiring diagram



Push Dimming



Reset Switch

- On/off control: Short press.
- Stepless dimming: Long press.
- With every other long press, the light level goes to the opposite direction.
- Dimming memory: Brightness will be the same as previously adjusted when turning off and on again.

* No further notice if any changes in the manual.
Product function depends on the goods.
Please feel free to contact your supplier if any question.