

constant
CURRENT




2.1

Multipower DIP-SWITCH drivers - Compact case
 Alimentatori multipotenza con DIP-SWITCH - Formato compatto



SMART 50



SMART 50 BI



Rated Voltage
Tensione Nominale
 220 ÷ 240 V

Frequency
Frequenza
 50/60 Hz

AC Operation range
Tensione di utilizzo AC
 198 ÷ 264 V

DC Operation range
Tensione di utilizzo DC
 (see page info15)
 170 ÷ 280 V

Power
Potenza
 5 ÷ 50 W

Typical output current ripple
 ± 20 % ⁽¹⁾

Article Articolo	Code Codice	P out W	V out DC	I out DC	U out V	ta °C	tc °C	λ max. Power Factor	η max. Efficiency ⁽¹⁾
SMART 50 ⁽²⁾ SMART 50 BI	122220 122219	27	10...78	350 mA cost.	85	-25...+50	90	0,95	> 90
		31	10...78	400 mA cost.					
		35	10...78	450 mA cost.					
		39	10...78	500 mA cost.					
		43	10...78	550 mA cost.					
		45	10...75	600 mA cost.					
		47	10...72	650 mA cost.					
		50	10...71	700 mA cost.					
		50	10...66	750 mA cost.					
		50	10...62	800 mA cost.					
		50	10...59	850 mA cost.					
		50	10...55	900 mA cost.					
		50	10...53	950 mA cost.					
		50	10...50	1 A cost.					
50	10...48	1,05 A cost.							

⁽¹⁾ Referred to $V_{in} = 230$ V, 100% load - Riferito a $V_{in} = 230$ V, carico 100%

Standards compliance
 EN 50172 (VDE 0108)
 EN 55015
 EN 61000-3-2
 EN 61347-1
 EN 61347-2-13
 EN 61547

Max. pcs for CB B16A
 (see page info17)
 50 pcs


In rush current
 5A 50μsec

Features

- Multipower driver supplied with dip-switch for the selection of the output current.
- IP20 independent driver, for indoor use (SMART 50).
- Class I protection against electric shock for direct or indirect contact (SMART 50).
- Driver for built-in use (SMART 50 BI).
- Active Power Factor Corrector.
- It can be used for lighting equipment in protection class I.
- Analogical input (NTC) for thermal sensor connection.
- Current regulation ±5 % including temperature variations.
- Input and output terminal blocks on the same side (wire cross-section up to 1,5 mm² / AWG15).
- Clamping screws on primary and secondary circuits for cables with diameter: min. 2 mm - max. 9 mm (SMART 50).
- Driver can be secured with slot for screws.
- Protections:
 - against overheating and short circuits;
 - against mains voltage spikes;
 - against overloads.
- Thermal protection = C.5.a.

Caratteristiche

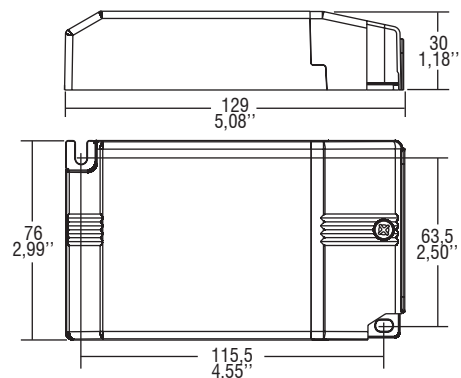
- Alimentatore multipotenza fornito di dip-switch per la selezione della corrente in uscita.
- Alimentatore indipendente IP20, per uso interno (SMART 50).
- Protetto in classe I contro le scosse elettriche per contatti diretti e indiretti (SMART 50).
- Alimentatore da incorporare (SMART 50 BI).
- PFC attivo.
- Utilizzabile per apparecchi di illuminazione in classe di protezione I.
- Entrata analogica (NTC) per connessione sensore termico.
- Corrente regolata ±5 % incluse variazioni di temperatura.
- Morsetti di entrata e uscita sullo stesso lato (sezione cavo fino a 1,5 mm² / AWG15).
- Serracavo su primario e secondario per cavi di diametro: min. 2 mm - max. 9 mm (SMART 50).
- Fissaggio dell'alimentatore tramite asole per viti.
- Protezioni:
 - termica e cortocircuito;
 - contro le extra-tensioni di rete;
 - contro i sovraccarichi.
- Protezione termica = C.5.a.



Direct current electronic drivers with DIP-SWITCH Alimentatori elettronici in corrente continua con DIP-SWITCH

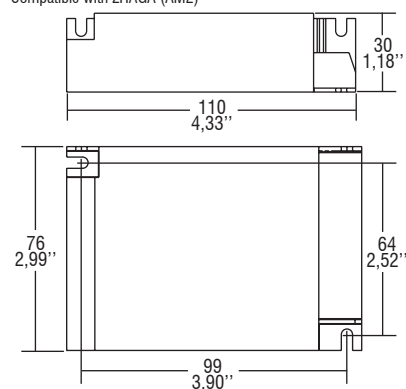
Made in Italy

IP 20 **SCREW FIXING** $\varnothing 90$ 3.54" Weight - Peso gr. 235 / 8,3 oz.
Pcs - Pezzi 35

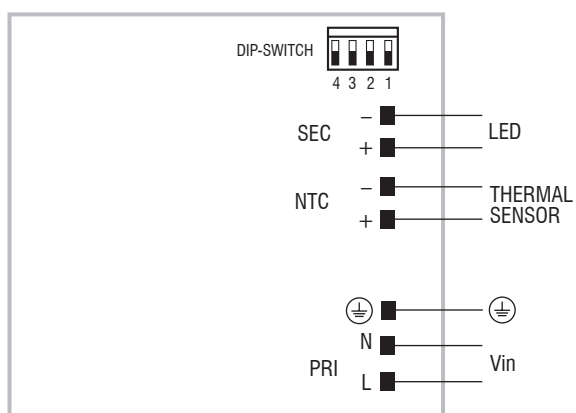


BUILT-IN **SCREW FIXING** Weight - Peso gr. 166 / 5,86 oz.
Pcs - Pezzi 40

Compatible with ZHAGA (AM2)



Wiring diagram - Schema di collegamento (Max. LED distance on page info8 - Massima distanza LED a pagina info8)



2.1

Multipower DIP-SWITCH drivers - Compact case
Alimentatori multipotenza con DIP-SWITCH - Formato compatto